

flowscreen

Control Panel

DESCRIPTION

The **flowscreen** is a robust evaluation unit for a wide range of applications. In combination with the **flowplus¹⁶** the system is for process monitoring of fluids. Both components could be used and integrated as single products due to their standardized signals and connections.


THEORY OF FUNCTION

By means of the special developed software you could visualize signals like the flow rate for optimizing your processes. Instable or pulsating flow rates, e.g. pressure variations could be individual selected and evaluated. The intuitive user guidance of the software and the user-friendly touchscreen guarantee optimal process control for a lot of applications at any time.

APPLICATIONS



Life Science



Photonics



Analytics

















Industrial



Electronics

TECHNICAL DATA

 Dimensions (WxHxD)	190 x 135 x 35 mm	 Input	2 extern inputs for sensors 2 analog inputs for 0-10 V
 Display module	4,3", TFT-Display resistive Touchscreen	 Output	2 error outputs for sensors 2 error outputs for accumulate errors
 Mounting	wall-, front panel- or desktop version	 Time-defined measurement	without evaluation, with evaluation max. 2 measuring boxes and 1 envelope
 Construction type	closed plastic housing	 Long-term measurement	without evaluation, with evaluation about max. 1 measuring box
 Weight	approx. 460 g	 Feed	24 VDC
 Operating conditions	+10°C to +40°C, air pressure 1 bar	 Serial interface	RS232, baud rate 9600, 8 data bit, USB 2.0, LAN
 Storage environment	dry & dust-free, -10°C to +40°C	 Degree of protection	IP40